

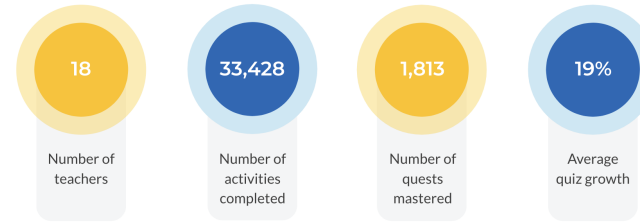


Data Analysis and Consultation Service

White-glove data analysis and aggregation, custom reports, and personalized insights delivered twice per year.

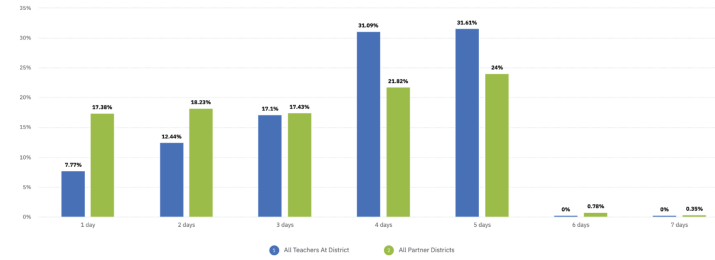
How it works

With this service, our partner schools receive extensive data support from their account managers at both mid-year and end-of-year touchpoints. We'll dive in and crunch the numbers for you, share them in an easy-to-consume format, then provide clear next steps for how you can get more out of this partnership.



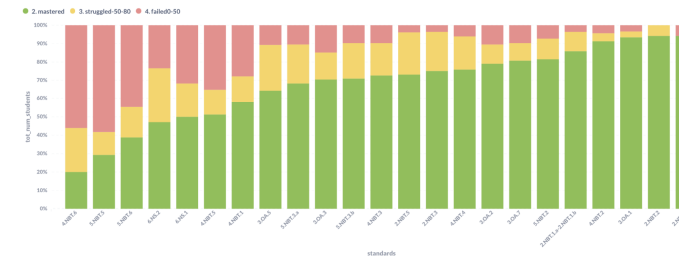
eSpark Snapshot

What does your eSpark implementation look like from 50,000 feet?



Fidelity Tracking

How frequently are your teachers using eSpark, and how does your implementation compare to the rest of the county?



Mastery Trends

Which standards are looking good across grade levels, and which need additional support?

Takeaways and Recommendations

What does it all mean? We'll summarize what we've learned from your teachers and students in the past term and leave you with specific actions you can take to support even better results the next time around.

\$900*

**Promotional pricing may be available throughout the year — contact your sales rep or account manager for a formal quote.*

Contact your eSpark representative or send us an email at support@esparklearning.com for more information!